

NEW HOLLAND FR9000

FR9040 | FR9050 | FR9060 | FR9080 | FR9090



4 MORE PRODUCTIVITY AND POWER 

10 CUTTING COSTS WHILE CHOPPING MORE 

14 CHOP QUALITY ON DEMAND 

16 ABSOLUTE DRIVING PLEASURE 

22 SPECIFICATIONS

Striking innovations

The shape of the new FR9000 models is functional and its styling underlines the future oriented considerations that are the basis of its concept. The largest cutterhead in the industry provides unmatched productivity.

The Variflow™ blower repositioning system saves power in the crop blowing section, reducing operating costs.

The Power Cruise™ system automatically adapts the ground speed to reach the highest possible work rate.

The new FR9000 forage harvester models are designed and equipped to provide what today's and tomorrow's owners expect from their investment.



The pioneering spirit. More than 45 years of experience.

In 1961 the first self propelled forage harvester made its appearance in the large fields of North America. It was a New Holland, Model SP 818. For more than 45 years, New Holland has been the leading brand, at the core of every major development in the forage harvesting activity, probably introducing more ground-breaking features than all other manufacturers together: multi-purpose crop attachments, industrial type engines, the metal detector, the automatic knife sharpening and shearbar adjustment.



FORAGE HARVESTING ON THE LARGEST SCALE.

Models	FR9040	FR9050	FR9060	FR9080	FR9090
Engine brand / type	Iveco / Cursor 10	Iveco / Cursor 13	Iveco / Cursor 13TCD	Caterpillar / C18	Iveco / Vector 8
Rated power* at 2100rpm [kW/hp(CV)]	291/395	343/466	395/537	470/639	565/768
Max. power* at 2000rpm [kW/hp(CV)]	312/424	368/500	425/578	504/685	606/824
Cutterhead width / diameter (mm)	900 / 710	900 / 710	900 / 710	900 / 710	900 / 710
Variflow™ system	●	●	●	●	●

(*) ISO 14396 - ECE R120 ● Standard



Built in the Centre of Excellence

The FR9000 is built in the Zedelgem site, New Holland's "Centre of Excellence for Harvesting Equipment", by dedicated people, specialists in their undertaking, who know what total customer satisfaction means, both in terms of harvesting performance and on-the-job-reliability.

More productivity and power.

CHOP MORE PER DAY WITH THE LARGEST CUTTERHEAD IN THE INDUSTRY.

Dimensions that count when chopping

To handle the increased crop volumes from wider pickups and maize attachments the New Holland chopper concept features a cutterhead up to 15% larger in diameter and up to 30% wider than the competition. It consists of two sections of 8, 12 or 16 knives which ensure the highest capacity and chop quality in the widest choice of chop lengths.



up to +15% Larger Diameter



Chopping high volumes without increasing the crop layer thickness

For increased chopping capacity, spreading the crop over a wider cutting line reduces the crop layer thickness and smoothens the cutting action. On the FR9000 models more crop is spread by the 860mm wide feed rolls which efficiently feed it to the 885mm wide cutterhead: the widest on the market.



Strongest blowing force in any crop

The patented Variflow™ system has been designed to achieve maximum capacity and blowing efficiency from light and dry to heavy and sticky crops. While switching the Variflow™ system from maize position to grass position, the distance between cutterhead and blower is reduced by 60%. This close blower position reduces crop turbulences and material dispersal which eliminates the risk of blockages and plugging.

Powerful blowing

No limitations in the blowing of the chopped material: the spout of the FR9000 models is 330mm wide: the widest available! The maximum height of the spout is 6.40m. which means that it easily fills forage trailers of any size.

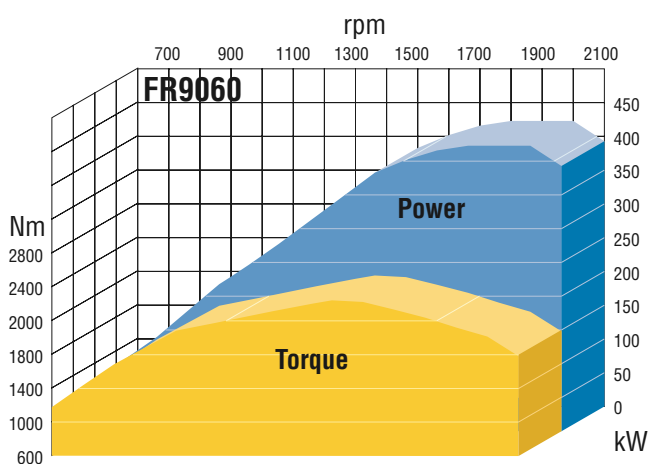
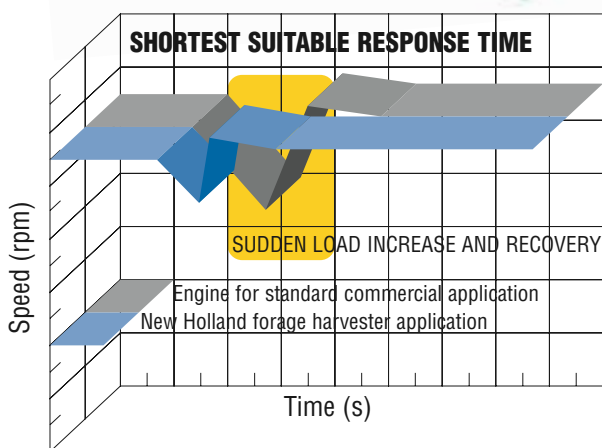


Stream-lined crop flow

An unobstructed powerful crop flow, which profits from the optimum positioning and speed of the different components, enhances throughput considerably. Theoretical studies and extensive laboratory test allowing variable component positions, have produced the precise component configuration. In combination with the Variflow™ possibility to switch the blower position, the FR9000 models feature an extremely smooth crop flow.



POWER THAT COUNTS WHEN CHOPPING.



Custom-made engines boost performance

While developing the FR9000 models, the engines, with their advantageous torque and power curve characteristics are set and adjusted for optimum performance in the specific forage harvester application. Unlike engines for standard commercial applications, the FR9000 engine provides an immediate and quick response to any rpm reduction caused by the operating load. To achieve this, engine specialists together with New Holland forage harvester experts defined the shortest suitable response time for maximum performance within the applicable emission norms.

Torque and power for the highest throughput

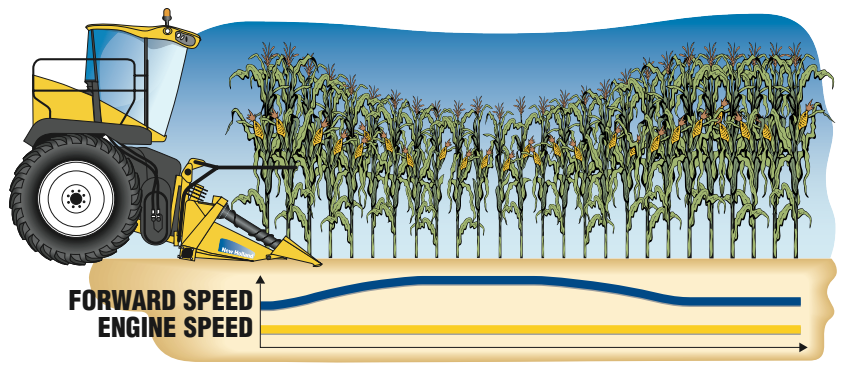
A momentary power demand increase caused by field or crop irregularity, is immediately taken care of by the New Holland FR9000 models and their engines. A torque rise of 25% over a small rpm reduction within the true operating zone from 2100 to 1800rpm, will keep the FR9000 going in even the toughest of conditions. Driving confidence of the highest level! This massive torque rise furthermore translates in an increase of up to 54hp over a reduction from the 2100rpm rated speed to the maximum power at 2000rpm. This ensures that the dynamic chopping components keep running at high speed for less stress and maximum reliability, while maintaining the highest level of chop quality.

Models	FR9040	FR9050	FR9060	FR9080	FR9090
Engine power* at 2100rpm [kW/hp(CV)]	291/395	343/466	395/537	470/639	565/768
Max. engine power* at 2000rpm [kW/hp(CV)]	312/424	368/500	425/578	504/685	606/824
Power rise from 2100 to 2000rpm [kW/hp(CV)]	21/29	25/34	30/41	34/46	41/56

(*) ISO 14396 - ECE R120

Full power, even for the largest attachments

All hydrostatic drive components are specified for the highest operational demands. In the standard configuration the crop attachment is driven through the HydroLoc™ feed roll drive. For use with large attachments in demanding crop conditions there is an optional second hydrostatic drive that allows for more power to be transferred to the crop attachment. This also allows adapting the attachment speed independently from the feed rolls.



Power Cruise™ system strives for the highest work rate

The Power Cruise™ system is part of a new drive concept. The optimum engine rpm is fixed in the range where the FR9000 performs at maximum capacity. On that basis, the Power Cruise™ system continuously adjusts the unit's driving speed to reach the highest possible work rate. Controlled by the actual power demand of the harvester, the ground speed will automatically adapt for maximum throughput, while operating at the ideal engine rpm, and ensuring precise chop length and increased reliability.



Traction power in any field

Built with a high ground clearance - up to 14cm higher than competitive models - the FR9000 forage harvester manoeuvres with ease in any field situations. A differential lock is standard and when linked to the optional true mechanical 4 wheel drive makes for a powerful passage through any field conditions.

Massive power transmission

The FR9000's strong drivelines were developed for use with engines that deliver up to 1000hp. The over-dimensioned engine gearbox has been intensively tested for this particular application. Unlike competitive models, on FR9000 models all drivelines start off directly from this gearbox, so that each one only transfers the power required greatly increasing the overall efficiency.



ATTACHMENTS TO MATCH THE FR9000 APPETITE.



Top performance, whatever your crop

Harvesting heavy maize crops, picking up any size of windrow, mowing whole crops of whatever variety, collecting maize cobs for high fodder concentrates or even chopping energy crops to the most stringent demands of the sector, it is all possible thanks to the wide range of high capacity, versatile attachments.



A perfectly controlled, steady flow of maize stalks

The maize attachment ensures a very regular cutting and guidance of maize stalks of any size, thanks to the combination of step-type intake drums and fast cutting rotor blades. The choice between small and large discs ensures availability of the right configuration for any type of maize crop.

Massive power for rich crops

New Holland 400FI series maize headers are a powerful link in the high performance maize silage operation. Heavy crops are processed at an impressive pace: the maize headers are a perfect match to the FR9000 capacity.

New Holland 400FI series maize headers take any size of maize

A swift cutting and a smooth, regular and fast intake of maize stalks, long or short, is ensured by the right selection out of the range:

New Holland 400FI series maize header

Models	420FI	430FI	440FI	450FI	470FI
Working width (m)	4.50	4.50	6.00	6.00	7.50
Number of maize rows	6	6	8	8	10
Disc type	Small	Large	Small	Large	Small



New Holland 200FP Series Grass Pickup

Models	270FP	280FP	290FP
Working width (m)	3	3.8	5.2
Retractable finger type auger	●	●	–
Paddle type auger	○	○	●
Hydraulic reel drive	●	●	●

● Standard ○ Option – Not Available



Extend the harvesting potential

For harvesting whole crop silage and maize cobs the FR9000 forage harvester can be fitted with a universal adapter, this allows for the mounting of New Holland's proven grain and maize combine headers. These headers are perfectly suited for harvesting these crops and it also extends the harvesting potential of these headers. Also when harvesting whole crop it is possible to use the New Holland 400FI series maize headers.

Superb sweep of the heaviest windrows

Sweeping fields clean is a fast operation with the new New Holland 200FP series grass pickup, with working widths from 3m to 5.20m. For a fluent field operation, the speed of the hydraulically driven pick-up reel is synchronized to the ground speed and the auger speed is synchronized with the feed roll speed. As an option the pickup wheels can be moved in and out hydraulically.

Fast switching between fields

For moving between different fields the 5 metre model can be fitted with a practical pick-up transport facility. A hydraulic cylinder at one end and a trailer hook at the other allow a fast transformation from working to transport position.

Following the ground contours

For unrivaled ground contour following, the FR9000 crop attachment frame has a lateral free float possibility, controlled by two springs. For road transport this free float feature can be locked. A hydraulically controlled lateral flotation is available as an option. When used with a maize attachment or a combine grain header, this can be combined with the Autofloat™ system. When operating wider crop attachments in rolling field conditions, this lateral flotation system adds a lot to the operator convenience.



Cutting costs
while
chopping more.



DESIGNED AND SHAPED TO SAVE MONEY.

Low power requirement for chopping: efficient chopping concept

The largest cutterhead in the industry runs smoothly thanks to its wide cutting line. Spreading the crop over a wider intake reduces the layer thickness and the power requirement for the cutting action.

Inertia of 600kg optimises the use of energy input

The inertia of the heavy cutterhead enhances the flywheel effect to compensate for sudden peak loads. This results in a continuous chopping action and an even engine pace and optimum fuel efficiency. A time saving characteristic of the cutterhead is that its closed construction provides immediate emptying of chopped material. No need to wait: the flow stops after 1 or 2 seconds.



SAVING ON FUEL.

Engineered to save on fuel: Turbo compound engine

New Holland recognises the benefits of the Turbo Compound technology and is the first brand to apply it in agricultural equipment. By using the energy that is left in the exhaust gases leaving the turbo charger, this state of the art technology reduces the fuel consumption by up to 8% with the same engine power. On a high hp engine this means a saving of many litres of fuel. The Turbo compound technology transmits the power directly to the engine crankshaft via a hydrodynamic coupling. It is applied on the Iveco Cursor engine of the Model FR9060.



20% less fuel on the road

Tests have revealed that in road traffic, a fuel saving of 20% is achieved, with the application of the Power Cruise™ driving system. The engine rpm drops automatically to the lowest possible value, with a minimum of 1400rpm, without losing forward speed. On top of the important fuel and money saving, the lower engine speed results in a much quieter and more comfortable drive.

Variflow™ system strongly reduces fuel consumption in grass crops

Reducing the distance between cutterhead and blower by 60% when working in grass, dramatically decreases the power requirement for the blower. Unlike fixed blower concepts, the Variflow™ system maintains the speed of the material, as it is transferred from cutterhead to blower: there is virtually no requirement for re-acceleration of chopped material. Tests have shown that the variable position blower reduces the power requirement with around 30kW(40hp) when working in grass crops.



MINIMAL MAINTENANCE COSTS.

Built to last

FR9000 forage harvesters have simple drivelines and the maintenance requirements are limited. Accessibility is high enabling easy to carry out service intervals. Filling up with fuel does not require any effort. Driveline reliability is further increased as the belt drive to cutterhead, blower and crop processor, is independent from the power allocated to the HydroLoc™ feeder and attachment drive and to the hydrostatic drive of the harvester. Reduced maintenance and increased lifetime are important advantages for equipment with heavy use in a seasonal structure and they have a favourable impact on the overall running costs!





Keeping bearings alive

When the crop processor is not used, it is out of the crop flow but it is still driven. This continuous running of the bearings will eliminate pitting or other excessive wear otherwise caused by a stationary position in a vibrating assembly.



Variflow™ blower positioning system reduces conversion time

To optimize daily performance in periods when harvesting grass and maize or whole crop are overlapping, the Variflow™ system can change between the two positions in less than 2 minutes by one person without tools. While switching positions there's no need to worry about the belt tension anymore, with New Holland's patented tensioning system ensuring the correct belt tension in both positions. Between crop seasons an optional hoist allows removal of the crop processor in less than 20 minutes.



Easy and cheap to maintain

Less pto shafts and less gear boxes mean less service interventions. Accessibility to the large coolers is easy and a rotary brush removes any dust that enters the radiator compartment. Saving time and money for any service intervals is further achieved thanks to the full access to filters and oil level indicators. The large covers are easily swung out of the way offering a clear view on all servicing locations reducing non-productive time.



Chop quality on demand.

No compromise on chop quality

New Holland recognises the variety of chop length requirements indicated by nutritionists and livestock specialists. Depending on the crop and the feedstuff mixing and distribution system, there are specific needs in terms of chop quality and crop processing. New Holland FR9000 forage harvesters offer exactly what is required whatever the crop and the customer preference.

PRECISE LENGTH OF CUT.

Chop length control at your fingertips

The HydroLoc™ feed roll drive system provides instant and on-the move chop length adjustment to suit your specific requirements. The efficient hydrostatic drive for the feed rolls results in a more consistent chop length thanks to a more uniform crop alignment resulting from an optimum speed synchronisation between attachment and feed rolls.

For perfect silage, the consistent feed roll to cutterhead distance adds to the consistency of the chop length.

Chopping length “à la carte”:

a wide choice of the number of knives

Whatever the crop, the FR9000 can have the exact number of knives to provide, in combination with the HydroLoc™, the precise chopping length required.



Number of knives	LOC range (mm)
2x6	8 - 44
2x8	6 - 33
2x12	4 - 22
2x16	3 - 16.5

CONSISTENT CHOP QUALITY.

Cutterhead for energy crops

Even the shortest chop length requirements of the energy crop business can be achieved using an FR9000 equipped with 2x16 knives, this setup is ideal to chop maize for bio gas.

The right proportion of different particle sizes

The sound eating behaviour of animals relies on a consistent mix of short, medium and large particles. For maximum chopping precision, the largest cutterhead in the world has a chevron configuration. Its large width results in a thinner crop layer and a cleaner cut across the full section.



Optimising the cutting precision eliminates maize stalks and long leaves

For high quality fodder, clean and precise cutting is essential. Knives are easily kept sharp with the standard knife sharpening device and the shearbar is correctly adjusted with proven Adjust-O-Matic™ system. Both operations are done from the cab, so that the knives are sharpened and the shearbar is adjusted more frequently. In dry maize, a clean chop between shearbar and knives is further improved by optimizing the knife profile. This is achieved by adding the facility for knife sharpening and shearbar adjustment with the cutterhead running in reverse.

UNIFORM KERNEL PROCESSING.

Maximum precision

For a uniform kernel cracking, the processing rolls on FR9000 models have a full 750mm width. In line with the wide cutterhead the crop is spread over a wide passage thus reducing the layer thickness and allowing a more precise processing. Depending on the kernel characteristics and the processing requirements different roll serrations are available and there is a choice of speed differential configurations. Aggressive kernel processing is possible thanks to its robust, over-sized driveline.



Absolute driving pleasure.



THE ULTIMATE DRIVING CONCEPT.

The new driving concept, specifically designed for forage harvesters optimises the control of the driving speed, and boosts daily output.

The Power Cruise™ system takes the burden out of driving the New Holland FR9000. It ensures that engine speed to transmission ratio is always adjusted to the highest degree of efficiency. The road mode reduces the fuel consumption and the noise when on the road, whilst the field mode increases the work rate.



The FR9000 front office

Allowing the FR9000 operator to deliver a top performance during long working days, the high visibility cab is bowl shaped with 360 degrees vision!

An air-suspended seat is standard equipment, as is the passenger seat. The right hand console is integrated in the seat assembly. It uses the proven arrangement of the New Holland flagship combine models of the CX8000 and CR9000 ranges. It comprises all vital commands and controls and all important information is readily available on the IntelliView II™ monitor.



Front, back, left, right and in between!

The new cab with curved windows all around provides total 360° visibility. The cab doors have not only been designed for great access to the cab but have been shaped to ensure outstanding visibility with any spout position. New Holland FR9000 forage harvesters - Unequaled visibility of the crop in front of the machine, to the side whilst loading and to the rear.

BEST IN CLASS CAB DESIGN.



Superb stability when driving on the road

The un-matched on-road stability even with the heaviest attachment and at the highest speed (40kph) is the result of the in-line engine lay-out. The long wheel-base also reduces the need for ballasting.

This construction furthermore provides excellent visibility to the rear of the harvester, as it allows for a lower engine installation.

The FR9000 forage harvester benefits from a reduced turning radius due to an increased steering angle of 55°, this allows a turning radius as small as 6.1m.



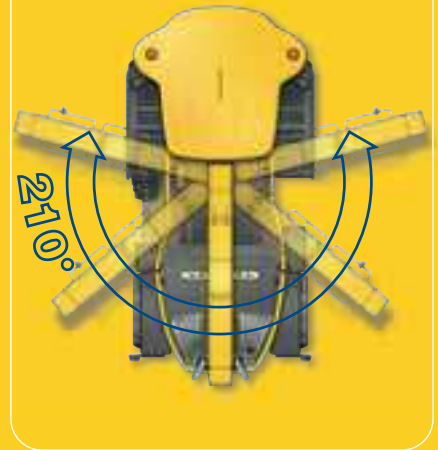
A well informed operator

Permanently operating with the right information is a prerequisite for maximum capacity. The new IntelliView II™ monitor, also used on the New Holland flagship combines of the CX and CR ranges, has a wide colour screen. It displays all types of information and is also the interface to control and set up certain functionalities. Thanks to the wide screen and the use of colour, the information is displayed in a very structured way so that the operator finds what he needs at a glance.

Full protection.

New Holland MetaLoc™ system

For a quick locating and easy removal of a detected metal object, the MetaLoc™ system shows, on the IntelliView II™ monitor, in which section of the feed rolls the detection has been registered. This location indication is even more important on the FR9000 models because of the wide chopping unit. The HydroLoc™ feedroll drive system also ensures an instant response in case of metal detection. The power reverse system on the pick-up automatically lifts the wind-guard and changes the angle of the retractable fingers, for a positive rejecting of the crop.



Automatic functions further increase operator efficiency

A considerable reduction for the need of the operator to intervene adds to operator convenience and efficiency. Automated functions include the synchronisation of the pick-up reel speed with the ground speed and the synchronisation of the auger speed with the feeder speed. Automatic headland functions include lifting the crop attachment and lowering it back to working height and link the header position to the running of the feeder. Also the spout set points, positioning the spout under the same angle when working with the trailer to the right or to the left, add to the ease of operation. These and other automated functions and recorded machine settings increase operator efficiency and reduce down time.

In full control of the crop delivery

The operator has the possibility to direct the crop flow to any practical direction: a full 210 degrees rotation ability adds to the operating comfort.



WITH NEW HOLLAND TOP SERVICE, NEW HOLLAND AND YOUR DEALER ARE ALWAYS AT YOUR SIDE.

Top availability. Managed in partnership with New Holland dealers and New Holland Parts and Service teams, it provides you with total support and information, and is available to you 24/7 through the free phone number **00800 64 11 11 11**.

You can call the free phone number at any time to seek advice on items such as the New Holland dealer network, requests for brochures, product specifications, product problems, and any other issues.

Top satisfaction. The New Holland Top Service team will track and chase every query to a satisfactory conclusion. Queries will only be closed after a final call to ensure you are fully satisfied with the solution. Feedback from these calls will be used in regular reviews to improve the process continuously.

Top speed. For product issues the New Holland Top Service team will work with your dealer and the New Holland Parts and Service organisations to quickly source any parts required and resolve any technical issue. To ensure parts reach you when you need them, New Holland dealers have the support of well established ordering and delivery systems, and can rely on a 24/7 service from our Parts Depots. To ensure a sustained high level of parts service, advanced product training sessions are regularly organised for dealer staff.

Top priority. During the harvest season, New Holland understands that any loss of productivity can be very expensive. For this reason extra support is available for top of the range, high productivity equipment in warranty. The New Holland Top Service Manager can draw parts from any facility within the New Holland Parts and Manufacturing networks, including assembly lines, to guarantee a fast resolution. Using our priority logistics service, parts will be delivered rapidly to get your machine back to work as quickly as possible

New Holland Top Service is designed to give you peace-of-mind and keep your business productive.



TOP SERVICE
00800 64 111 111

BEYOND THE PRODUCT.

Certified Dealer Technicians give you the most professional technical support

A dealer technician certification programme ensures customers get the professional technical support they expect every time. To support this programme New Holland has created an online tool to train and develop the knowledge and skills of all technicians at New Holland dealerships. This online tool enables the technicians to build on the training received during workshops at New Holland's Training Centres and constantly update and develop their knowledge.



Service Plus - Long lasting confidence

Service Plus insurance coverage from Covéa Fleet provides owners of New Holland agricultural machinery with additional cover on the expiry of the manufacturer's contractual warranty. Please ask your dealer for more details. Subject to status and availability.

Terms and conditions apply.



We understand your business, we tailor your finance to your needs

CNH Capital, the financial services company of New Holland, has thorough knowledge of the agricultural industry. Every customer is unique, with specific equipment, treasury and fiscal needs. That's why we extend customer service to include tailor-made financial packages. New Holland Dealers and CNH Capital specialists work together to offer you the most advanced agricultural equipment coupled with a flexible and innovative financing solution. With CNH Capital, you have the peace of mind that comes from dealing with a financing company specialised in agriculture.



DIA

Dealer Installed Accessories

New Holland is a global brand, but recognises that different local conditions mean varying needs. A comprehensive range of approved accessories to optimise machine performance in all conditions can be supplied and fitted by your dealer.




Models	FR9040	FR9050	FR9060	FR9080	FR9090
Engine					
Brand / Type	Iveco / Cursor 10	Iveco / Cursor 13	Iveco/Cursor 13TCD	Caterpillar / C18	Iveco / Vector 8
Cylinders / Displacement (n° / litres)	6 in-line / 10.3	6 in-line / 12.9	6 in-line / 12.9	6 in-line / 18	8 in-V / 20.1
Rated power ISO 14396 - ECE R120 at 2100rpm [kW/hp(CV)]	291/395	343/466	395/537	470/639	565/768
Max. power ISO 14396 - ECE R120 at 2000rpm [kW/hp(CV)]	312/424	368/500	425/578	504/685	606/824
Max. torque ISO 14396 - ECE R120 at 1500rpm (Nm)	1820	2145	2470	2939	3533
Fuel tank capacity (standard) (litres)	1100	1100	1100	1100	1100
Additional fuel tank (optional) (litres)	285	285	285	285	285
Feeding					
	HydroLoc™ drive	HydroLoc™ drive	HydroLoc™ drive	HydroLoc™ drive	HydroLoc™ drive
Length of cut adjustment	Infinite	Infinite	Infinite	Infinite	Infinite
Number of feed-rolls (n°)	4	4	4	4	4
Feed opening width (mm)	860	860	860	860	860
MetaLoc™ metal detection with position indication	●	●	●	●	●
Cutterhead					
Cutterhead frame width (mm)	900	900	900	900	900
Cutterhead diameter (mm)	710	710	710	710	710
Cutterhead speed (rpm)	1130	1130	1130	1130	1130
Cuts per minute (2x8 knives) (c/min)	9060	9060	9060	9060	9060
Length of cut range (2x8 knives) (mm)	6 - 33	6 - 33	6 - 33	6 - 33	6 - 33
Cuts per minute (2x12 knives) (c/min)	13600	13600	13600	13600	13600
Length of cut range (2x12 knives) (mm)	4 - 22 (8 - 44 with only 6 knives fitted)				
Cuts per minute (2x16 knives) (c/min)	18100	18100	18100	18100	18100
Length of cut range (2x16 knives) (mm)	3 - 16	3 - 16	3 - 16	3 - 16	3 - 16
Adjust-O-Matic™ shearbar setting	●	●	●	●	●
Automatic knife sharpening system	●	●	●	●	●
Automatic knife sharpening system with reverse drive	○	○	○	○	○
Variflow™ System - Standard					
Shift between crops in under two minutes					
Crop processor					
Roll diameter (mm)	200 / 250	200 / 250	250	250	250
Two-roll system with saw tooth profile (teeth)	77 or 99 / 99 or 126 or 166		99 or 126 or 166	99 or 126 or 166	99 or 126 or 166
Width crop processor rolls (mm)	750	750	750	750	750
10% speed differential	●	●	●	●	●
22% speed differential	○	○	○	○	○
50% speed differential (whole crop)	○	○	○	○	○
Roll clearance (mm)	1 - 10	1 - 10	1 - 10	1 - 10	1 - 10
Clearance control	Manual / Remote	Manual / Remote	Remote	Remote	Remote
Blower					
Blower housing diameter (mm)	565	565	565	565	565
Blower housing width (mm)	775	775	775	775	775
Spout					
Spout maximum height (mm)	6400	6400	6400	6400	6400
Rotation angle (°)	210	210	210	210	210
Automatic spout functions	●	●	●	●	●
Spout breakaway protection	●	●	●	●	●

Models		FR9040	FR9050	FR9060	FR9080	FR9090
Transmission						
Number of forward gears (remote controlled)	(n°)	4	4	4	4	4
Differential lock		●	●	●	●	●
Mechanical 4WD		○	○	○	○	○
Final drive ratio		11/111	11/111	11/111	11/111	11/111
Max. drive speed at 1400rpm		●	●	●	●	●
40kph		○	○	○	○	○
Cab						
Air suspended seat		●	●	●	●	●
Instructor's seat		●	●	●	●	●
IntelliView II™ colour monitor with adjustable position		●	●	●	●	●
Air conditioning		●	●	●	●	●
Automatic climate control		○	○	○	○	○
Heating		●	●	●	●	●
Dimensions						
Turn radius	(m)	6.1	6.1	6.1	6.1	6.1
Height on 650/75R32 tyres (*)	(m)	3.94	3.94	3.94	3.94	3.94
Width on 650/75R32 tyres	(m)	2.98	2.98	2.98	2.98	2.98
Wheel basis	(m)	3.2	3.2	3.2	3.2	3.2
Maximum ground clearance (depending on tyre size)	(mm)	560	560	560	560	560
Weight	(kg)	12300	12500	12600	12900	13100

(*) Traction wheels other than those mentioned are also available depending on the market: 710/75R34, 800/65R32, 800/75R32, 900/60R32, 1050/50R32, 710/70R42

● Standard ○ Option – Not Available

NEW HOLLAND.
A real specialist in your agricultural business.



New Holland prefers **AMERL** lubricants

AT YOUR OWN DEALER



Your success - Our specialty

Visit our web site or call free phone number for UK: www.newholland.com/uk - tel: **0800 015 0105**
for ROI: www.newholland.com/ie - tel: **1 800 523 174**

The data indicated in this folder are approximate. The models described here can be subjected to modifications without any notice by the manufacturer. The drawings and photos may refer to equipment that is either optional or intended for other countries. Please apply to our Sales Network for any further information. Published by New Holland Brand Communications. Bts Adv. - Printed in Italy - 11/07 - TP01 - (Turin)



73005/INB

**ASK FOR A
TEST DRIVE!**